



Lessons Learned: Going From a Single Campus to Multi-Campus

Austin Spooner
AustinSpooner@veritaschurch.org

More planning leads to better results.

You can try to build the airplane in the air but you will hit a fair amount of turbulence.

OR

You can spend a lot of time in the planning process and expect the implementation to go smoother.



Manage Staff Expectations:

- Not every change will be popular for every staff member
 - Some changes may add an additional step to someone's job
- Going from a single campus to two or more campuses increases the complexity and makes data integrity more difficult *(but even that much more important)*.

Areas we had to manage expectations in

1

Duplicate records:

Additional records being created and the clean up of them. Each duplicate is someone who is engaging with our church in some way

2

Groups & Events:

Occasionally duplication of entry for things that are campus specific but happen at both campuses.
(Event Registrations)

3

Website content:

Changing from detailed content to being more generalized, including forms to sign up to serve.

4

Check-in:

Not everyone is going to attend the same campus each week. Consistent experience was important.

What helped us in our transition:

1

Planning:

We took the time to think through specific areas before just going into Rock and implementing a change.

2

Meetings:

Meeting with the ministry leaders at both campuses that would be affected by a change.

3

Testing:

Setting up a Rock Sandbox install to make changes and try out things in a test environment before production

Take away:

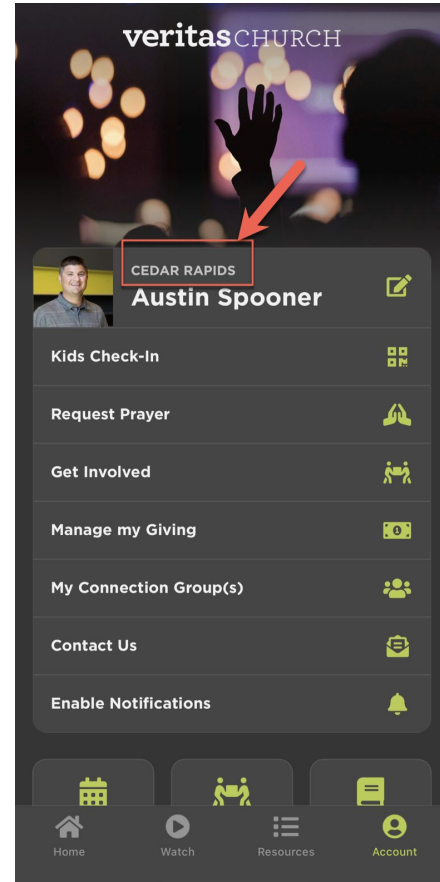
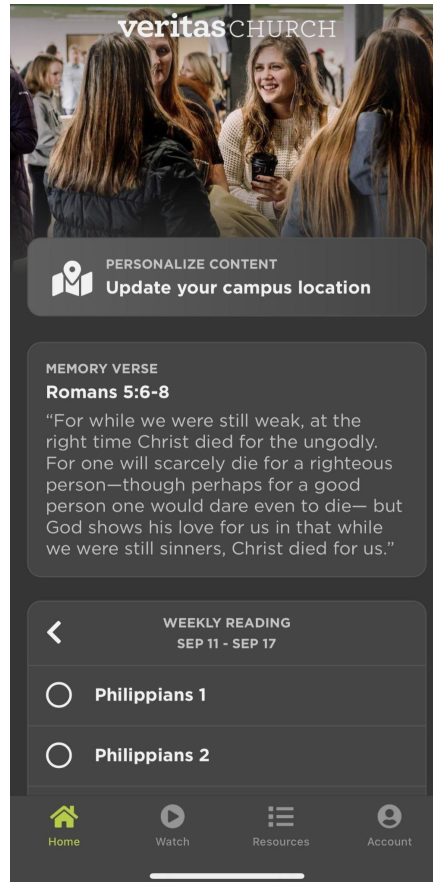
<https://tinyurl.com/23wsabm9>

Creating a Rock Sandbox

How to take a snapshot of a production environment to create a sandbox for testing and training.

Updating What Campus Someone Attends

- **Making it easy for people to tell us what campus they now attend.**
 - Website Forms / New Account
 - Mobile App
 - Prompting to set campus on Home Screen
 - Asking for campus as part of creating an account
 - Displaying the campus on the profile page





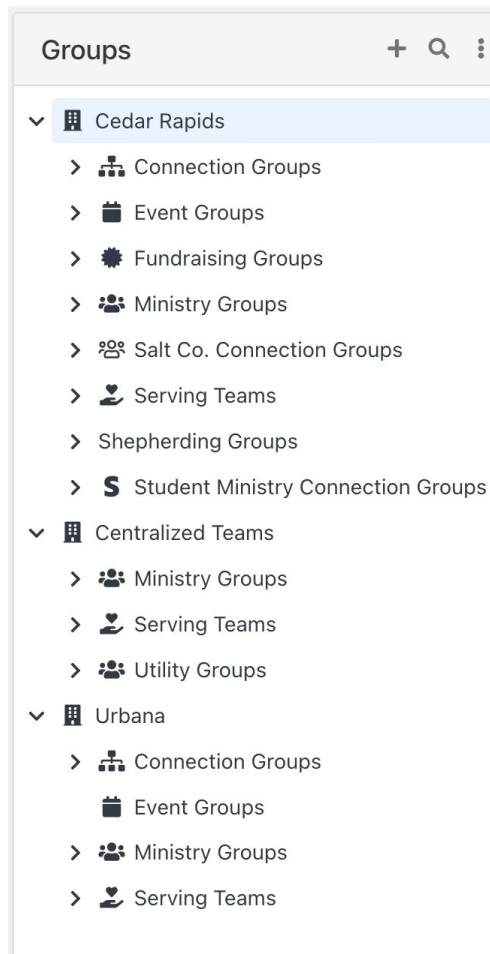
Data Organization & Structure

Finding repeating patterns for data structure.

We try and keep the same structure across all areas in Rock.

Groups Structure

- **Separating by campus at the top level has been beneficial**
 - We can easily find specific small groups or events at the campus level.
 - For reporting purposes each campus still uses the same “Group Types” so we can report on all “Small Groups” easily or by campus.



Dataviews & Reporting

- **We have top level (foundational) dataviews that apply to each campus.**
 - All Members
 - All Attendees
 - Etc
- **Each campus has an area organized similar to the groups structure to store dataviews.**
- **We use Communication Segments or the Dynamic Report block to filter by campus when needed.**


Data View





➤ Communication Segments

➤ Foundational Views

➤ Group Requirements

➤ Utility Dataviews

▼  Veritas Church

- ▼  Cedar Rapids
 -  Departments
 - Centralized Teams
- ▼  Urbana
 -  Departments

Dynamic Reports

- Consider making fewer reports that can be used multiple times by using the “Dynamic Report” block with a campus filter.

Pending Student Records

[Home](#) > [Student Ministry](#) > Pending Student Records

Filters

Primary Campus

Cedar Rapids

Filter

[Reset Filters](#)

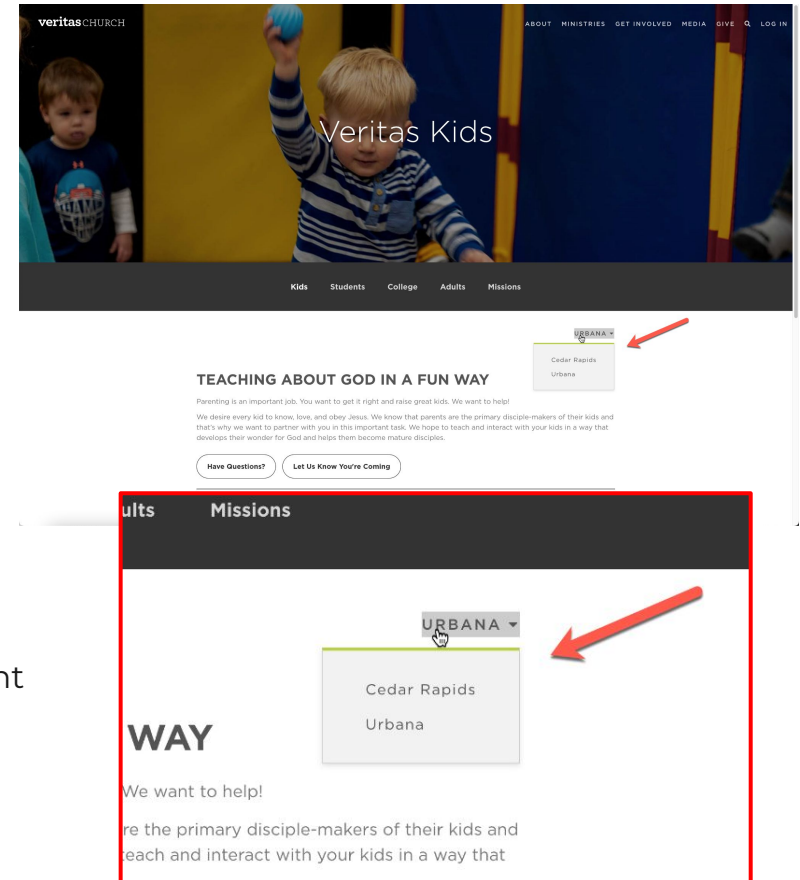
Results



<input type="checkbox"/>	Name	Campus	Grade	School	Record Status	Last Attendance in Students	Modified Date Time
<input type="checkbox"/>	Rylee Semotan	Cedar Rapids	6th Grade		Pending		1/18/2022
<input type="checkbox"/>	Ryan	Cedar	6th Grade		Pending		1/18/2022

Website

- **Deciding between a site for each campus or a campus selector on one site.**
- **Landed on a single site with a campus selector, implemented at the block level when needed.**
 - Most of our “philosophical”, ministry level content remained the same between campuses but location and times were different.
 - By customizing the template of the “Content Component” block we were able to add a campus selector allowing us to assign the specific content to a single or multiple campuses.



Content Component - Configuration

Component Name *

Welcome Intro

Item Cache Duration ⓘ

3600

Content Component Template *

1 Column

Title Size

☐ None ☐ H1 ☒ H2 ☐ H3 ☐ H4 ☐ H5

Background Color



Show Section Title ⓘ

☒ None ☐ Yes

Bottom Bumper ⓘ

☒ None ☐ Yes

Campuses

☒ Cedar Rapids ☒ Urbana

Filters



Advanced



Save

Cancel

Allow Multiple Content Items ⓘ

☐

Output Cache Duration ⓘ

3600

Cache Tags ⓘ

☐ messages

☐ staff-

directory

☐ events

☐ mobile-app

Foreground Color



Bottom Rule ⓘ

☐ None ☒ yes

Top Bumper ⓘ

☒ None ☐ Yes

Add Spacing Between Items

☒ None ☐ Yes

Content Component - Edit Content

Title *

TEACHING ABOUT GOD IN A FUN WAY

Content

⌕ B I U S [List Icon] [Link Icon] [Image Icon] [Color Icon] [Font Color Icon] [Background Color Icon] HCo Gotham 34 X X [List Icon] [Link Icon] [Image Icon] [Color Icon] [Font Color Icon] [Background Color Icon] ?

Parenting is an important job. You want to get it right and raise great kids. We want to help!

We desire every kid to know, love, and obey Jesus. We know that parents are the primary disciple-makers of their kids and that's why we want to partner with you in this important task. We hope to teach and interact with your kids in a way that develops their wonder for God and helps them become mature disciples.

Link Buttons

Have Questions

/more-informat

x

Let Us Know Yo

/pre-register

x



Anchor Name ⓘ

Content Component Subhead

Save

Cancel



Veritas Kids

Kids Students College Adults Missions

CEDAR RAPIDS ▾

TEACHING ABOUT GOD IN A FUN WAY

Parenting is an important job. You want to get it right and raise great kids. We want to help!

We desire every kid to know, love, and obey Jesus. We know that parents are the primary disciple-makers of their kids and that's why we want to partner with you in this important task. We hope to teach and interact with your kids in a way that develops their wonder for God and helps them become mature disciples.

Have Questions?

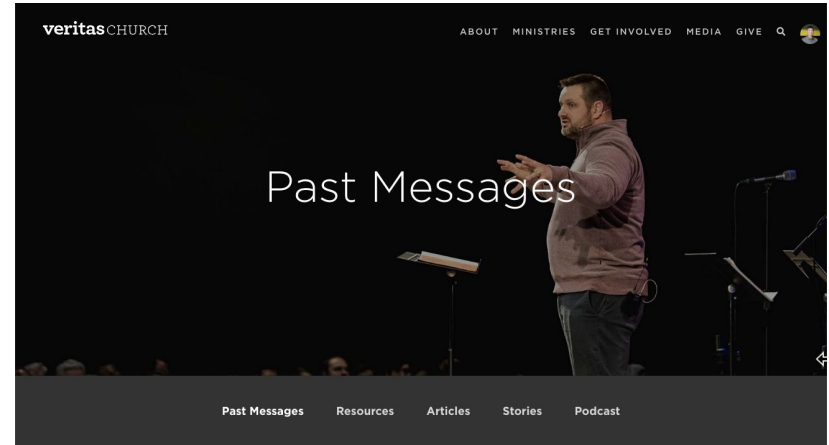
Let Us Know You're Coming

INFANTS TO 3 YEAR OLDS


For our infants, crawlers, and toddlers we have age and development specific rooms to help you and your child know that they are being cared for in a way that's unique to their age. The goal for these settings is for your little one to experience the love of God through the love and care of volunteers who love Jesus. When your child turns two, they start to walk through our curriculum that helps show them who God is and begins to develop their wonder for God.

Messages / Sermons

- Each campus has live teaching, not video.
- The same message text but a different teacher.
- We wanted each campus to be able to go to the website and app and see the same message they would have heard.


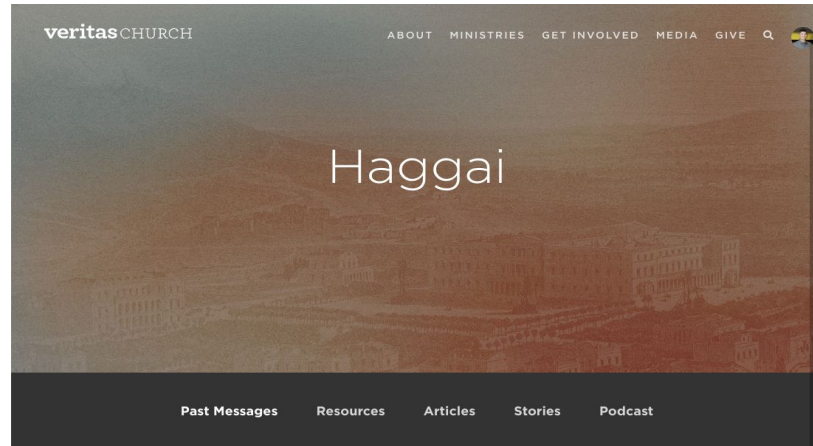


CEDAR RAPIDS ▾



Messages / Sermons

- Both campuses share the same Content Channel
- We added a “Campus” attribute to each Message Series and Message
- Each message is entered into the “Message” content channel twice, one time for each campus
- Updated the Lava Template that drives the RSS feed for the podcast feeds to have one for each campus.



Connections & Serving Requests

- We found it best to use the same Connection Opportunity for both campuses.
- Each opportunity has a campus selector on it.
 - Not every opportunity has to show on the page for each campus.
- Generic content has been better
 - We have had to be a bit more generic on the content but makes the sign up process easier for our attenders and allows staff to easily transfer a request to a staff member at the other campus if a mistake was made in the sign up process.
 - We can get to more specific details in the follow up with the potential volunteer.

SERVING

We love Sundays. It takes all of us coming together to make Sunday happen. We have opportunities for every age and skill. Whether behind the scenes or up front and personal, we can help you find the best fit for you and your family. We break serving up into 3 sessions per year. At the end of the session, you'll have the opportunity to explore another place to serve or recommit to the same position.

If you call Veritas Church your home, we would ask that you sign up for at least 2 sessions, 1 role (position) per session.

We invite you to not only attend, but to be a part of Sunday.



Kids

The Veritas Kids areas are fun, high-energy environments where children from infants through 5th grade discover who Jesus is, learn to follow Him, and how to share His love with others. There are many volunteer opportunities that range from being in a room with kids to helping support and welcome new families. Weekend opportunities available during all services.

1 Service
Every Week & Every Other Week Roles

[Learn More](#)



Hospitality

The Hospitality Team works hard to make Veritas a welcoming and friendly environment. The team greets people at the doors, hands out programs, and helps people find seats in the auditorium. Volunteers must be able to arrive 20 minutes before the service they're scheduled for begins, and are welcome to attend and serve during the same service.

1 Service
Every Other Week

[Learn More](#)

Giving

- Specific accounts in Rock for each campus when needed.
- Regular repeating payment clean-up for those that have started attending a different campus then the one they give to.

veritasCHURCH

ABOUT MINISTRIES GET INVOLVED MEDIA GIVE Q

Make a Contribution

Giving Make a Contribution Manage My Giving Giving History

CEDAR RAPIDS ▾

General Fund - Cedar Rapids

\$ 0.00

General Fund - Urbana

\$ 0.00

Benevolence

\$ 0.00

The Salt Company

\$ 0.00

Debt Reduction


\$ 0.00

Add Another Account ▾

Total **\$0.00**

Frequency

One-Time ▾



Questions?