



Check-In Celebrations & Achievement Labels

How Do You Get Kids to Engage?



Lee Peterson

- Alongside an amazing team at Triumph, I have the privilege of helping churches with all aspects of Rock
 - My passion is helping churches get the most out of Rock Check-in
 - I live north of Denver in beautiful but getting-more-crowded Colorado
-





Brad Erb



- Husband and father of a one-year-old
 - Ministry Analyst at Triumph Tech
 - Hobbies: Reading, Writing, Working Out, Travel
 - Moved Across the Country Twice in 2 Years
-



How Do You Get Kids to Engage?

The Age-old Question Every Family Ministry is Asking



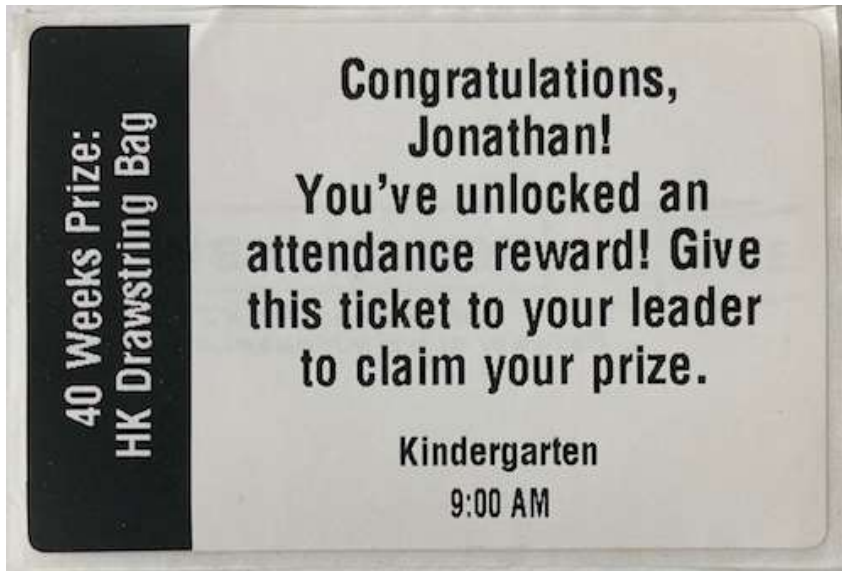
Encouraging Kids to Engage

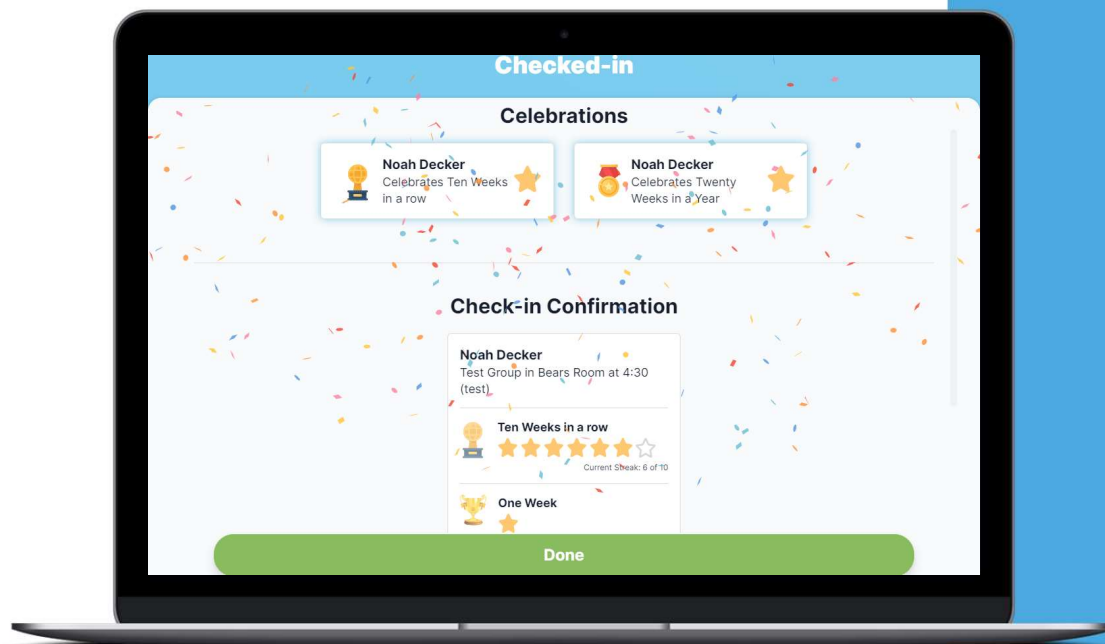
- Provide something for kids to look forward to
- Need quick distribution of prize for high-volume traffic
- Track accumulative attendances, not consecutive
- Desired accumulation restarts each year





Sponsoring Achievement Labels





Check-in Celebrations

- Shows achievements earned
- Celebration experience
- Visual progress



Streaks and Achievements

Identify Meaningful Engagement Patterns

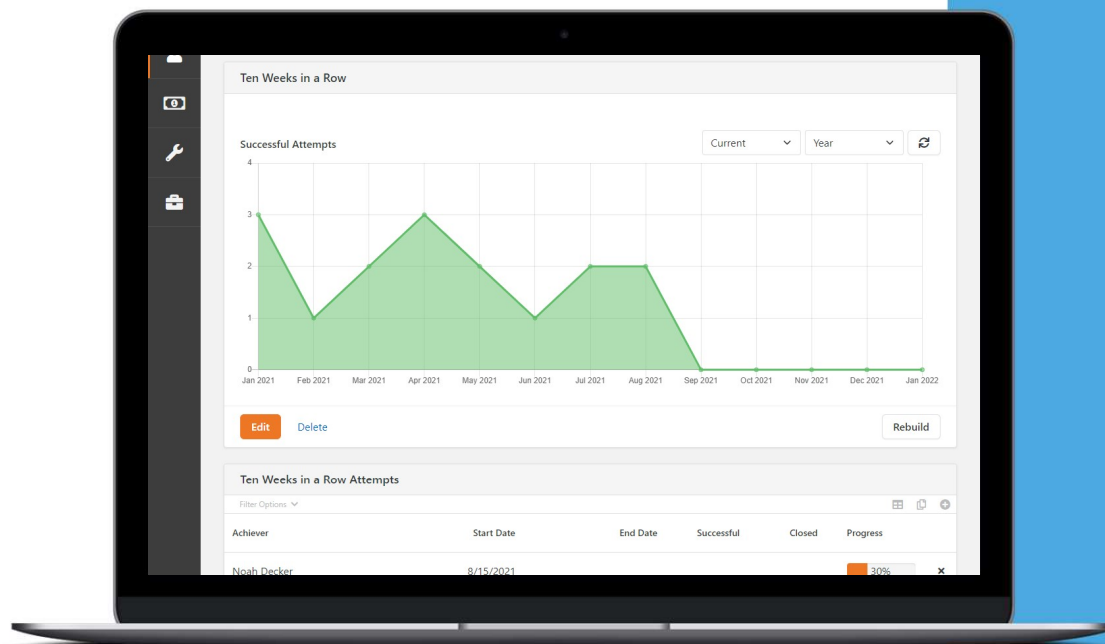


Streaks

- Number of Engagements in a Row
- Number of Engagements in Time Span
- Part of a Streak Type
- Basic Streak Example: Attendance

| Marble Group Streak Enrollments | | | | | | |
|---------------------------------|-------------------|----------------|----------------|-------------|-----------------|--|
| Filter Options | | | | | | |
| Name | Recent Engagement | Current Streak | Longest Streak | Engagements | Enrollment Date | |
| Will Jones | | 1 | 4 | 7 | 8/4/2019 | |
| Alisha Marble | | 6 | 6 | 11 | 8/4/2019 | |
| Bill Marble | | 6 | 6 | 11 | 8/4/2019 | |
| Jenny Michaels | | 1 | 4 | 8 | 8/4/2019 | |
| Becky Peterson | | 2 | 5 | 10 | 8/4/2019 | |
| Nancy Sweeney | | 0 | 8 | 10 | 8/4/2019 | |
| Rob Tennant | | 0 | 9 | 10 | 8/4/2019 | |
| 50 500 5,000 7 Streaks | | | | | | |

Crafted by the Spark Development Network / License



Achievements

- An Attempt to Meet a Goal
- Part of an Achievement Type
- Basic Achievement Example: Attend Service Three-Times-A-Month



Examples of Achievements

- Tattoo
 - Full Sized Candy
 - Sticker Pack
 - Keychain
 - Sunglasses
 - Frisbee
 - Water Bottle
 - Drawstring Bag
 - Devotional Journal
-

"We have heard of kids begging their parents to go back to church because of the achievement process."



Rachel Adams





Setting Up Streaks and Achievements

Celebrate Meaningful Engagement Patterns and Reinforce Positive Behavior

“What you get by achieving your goals is not as important as what you become by achieving your goals.”

– Henry David Thoreau



Creating Streak Types

- Name
- Description
- Start Date
- Linked Activity
- Frequency

A screenshot of a web application interface for creating a new streak type. The interface has an orange header bar with a search icon and a user profile icon. A dark sidebar on the left contains icons for home, users, settings, and a calendar. The main content area is titled "Streak Type" and contains a form titled "Add Streak Type". The form fields include: "Name" (text input with "Kid's Attendance" entered), "Active" (checkbox, checked), "Description" (text area with "This streak type is used to track streaks of attendance to groups of Group Type Purpose: Kid's Check-in."), "Start Date" (calendar icon, showing "8/29/2022"), "Sync Linked Activity" (checkbox, checked), "Require Enrollment" (checkbox, unchecked), "Linked Activity" (dropdown menu showing "Attendance: Group Type Purpose"), "Frequency" (dropdown menu showing "Weekly"), "Group Type Purpose" (dropdown menu showing "Kid's Check-in"), and "Day of Week Start" (dropdown menu showing "Sunday"). At the bottom of the form are "Save" and "Cancel" buttons. The footer of the page reads "Crafted by Spark Development Network / License".

Streak Type

[Home](#) > [Streaks](#) > [New Streak Type](#)

Add Streak Type

Name *

Kid's Attendance

Active

☒ Yes

Description

This streak type is used to track streaks of attendance to groups of Group Type Purpose: Kid's Check-in.

Start Date 

8/29/2022



Sync Linked Activity 

☒ Yes

Require Enrollment 

☐ Yes

Linked Activity 

Attendance: Group Type Purpose



Frequency 

Weekly

Group Type Purpose

Kid's Check-in



Day of Week Start 

Sunday

Save

Cancel



Search



Streak Type

[Home](#) > [Streaks](#) > [Kid's Attendance](#)

Kid's Attendance

Description

This streak type is used to track streaks of attendance to groups of Group Type Purpose: Kid's Check-in.

[Achievements](#)
[Map Editor](#)
[Exclusions](#)
[Rebuild](#)

Frequency

Weekly

Start Date

9/4/2022

Requires Enrollment

No

Sync Linked Activity

Yes

Linked Activity

Attendance: Group Type Purpose - Kid's Check-in

[Edit](#)
[Delete](#)


Kid's Attendance Enrollments

Filter Options



| Name | Recent Engagement | Current Streak | Longest Streak | Engagements | Enrollment Date |
|------------------|-------------------|----------------|----------------|-------------|-----------------|
| No Streaks Found | | | | | |



Streak Type

Home > Streaks > Kid's Attendance

Kid's Attendance

Description

This streak type is used to track streaks of attendance to groups of Group Type Purpose: Kid's Check-in.

Frequency

Weekly

Start Date

9/4/2022

Requires Enrollment

No

Sync Linked Activity

Yes

Linked Activity

Attendance: Group Type Purpose - Kid's Check-in

[Achievements](#)
[Map Editor](#)
[Exclusions](#)
[Rebuild](#)

[Edit](#)
[Delete](#)

Kid's Attendance Enrollments







Filter Options






| Name | Recent Engagement | Current Streak | Longest Streak | Engagements | Enrollment Date |
|------------------|-------------------|----------------|----------------|-------------|-----------------|
| No Streaks Found | | | | | |



Building Achievement Types





Search ▾

Achievements

[Home](#) > [Achievements](#)

Achievement Types

| Name | Active | Achievement Type | Source |
|------------------------|--------|-----------------------|-------------------|
| Ten Weeks in a Row | ✓ | Streaks: Consecutive | Weekly Attendance |
| Twenty Weeks in a Year | ✓ | Streaks: Accumulative | Weekly Attendance |

505005,000

2 Achievement Types



Search ▾



Achievements

[Home](#) > [Achievements](#)

Achievement Types



1



Name

Active

Achievement Type

Source

Ten Weeks in a Row



Streaks: Consecutive

Weekly Attendance



Twenty Weeks in a Year



Streaks: Accumulative

Weekly Attendance



50

500

5,000

2 Achievement Types



Achievement Type

[Home](#) > [Achievements](#) > New Achievement Type

Add Achievement Type

Name *

Active

☒ Yes

Public

☒ Yes

Description

Congratulations {{ Person.NickName }}! You've unlocked an attendance reward. You've attended {{ Count }} times this year! Give this ticket to your small group leader for a prize.

Category

Allow Overachievement ⓘ

☐ Yes

Max Accomplishments Allowed ⓘ

Icon CSS Class ⓘ

Highlight Color ⓘ

☐

Achievement Event ⓘ *

Use to track achievements earned by engaging a specified number of times

Streak Type ⓘ *

Number to Accumulate ⓘ *

Timespan in Days ⓘ

Start Date ⓘ



End Date ⓘ

| Achievements | | | | |
|---|--------|-----------------------|------------------|---|
| Home > Achievements | | | | |
| Achievement Types | | | | |
| Name | Active | Achievement Type | Source | |
| 15 Weeks Prize: Sticker Pack | ✓ | Streaks: Accumulative | Kid's Attendance | ✕ |
| 4 Weeks: You're 1 Week Away From A Prize | ✓ | Streaks: Accumulative | Kid's Attendance | ✕ |
| 5 Weeks Prize: Tattoo | ✓ | Streaks: Accumulative | Kid's Attendance | ✕ |
| 9 Weeks: You're 1 Week Away From A Prize | ✓ | Streaks: Accumulative | Kid's Attendance | ✕ |
| 10 Weeks Prize: Full Sized Candy | ✓ | Streaks: Accumulative | Kid's Attendance | ✕ |
| 14 Weeks: You're 1 Week Away From A Prize | ✓ | Streaks: Accumulative | Kid's Attendance | ✕ |
| 19 Weeks: You're 1 Week Away From A Prize | ✓ | Streaks: Accumulative | Kid's Attendance | ✕ |
| 20 Weeks Prize: HK Prize | ✓ | Streaks: Accumulative | Kid's Attendance | ✕ |
| 24 Weeks: You're 1 Week Away From A Prize | ✓ | Streaks: Accumulative | Kid's Attendance | ✕ |
| 25 Weeks Prize: Sunglasses | ✓ | Streaks: Accumulative | Kid's Attendance | ✕ |
| 29 Weeks: You're 1 Week Away From A Prize | ✓ | Streaks: Accumulative | Kid's Attendance | ✕ |
| 30 Weeks Prize: HK Frisbee | ✓ | Streaks: Accumulative | Kid's Attendance | ✕ |
| 34 Weeks: You're 1 Week Away From A Prize | ✓ | Streaks: Accumulative | Kid's Attendance | ✕ |
| 35 Weeks Prize: Water Bottle | ✓ | Streaks: Accumulative | Kid's Attendance | ✕ |
| 39 Weeks: You're 1 Week Away From A Prize | ✓ | Streaks: Accumulative | Kid's Attendance | ✕ |
| 40 Weeks Prize: HK Drawstring Bag | ✓ | Streaks: Accumulative | Kid's Attendance | ✕ |
| 44 Weeks: You're 1 Week Away From A Prize | ✓ | Streaks: Accumulative | Kid's Attendance | ✕ |
| 45 Weeks Prize: Devo/Journal | ✓ | Streaks: Accumulative | Kid's Attendance | ✕ |



Add Achievement Type to Check-in Configuration

- Add Achievement Type to Check-in Configuration
- Must Be Added to Check-in Configuration for Attendance Streaks
- All Achievement Types Calculated for Person at Check-in

The screenshot shows the 'Weekly Service Check-in' configuration page in the Triumph application. The interface has a dark sidebar on the left with icons for home, users, settings, and a checklist. The main content area is titled 'Weekly Service Check-in' and contains the following fields and settings:

- Name:** A text input field containing 'Weekly Service Check-in'.
- Description:** A large text area for additional details.
- Icon CSS Class:** A text input field containing 'fa fa-child'.
- General Settings:** A section with various toggle and dropdown options:
 - Check-in Type:** A dropdown menu set to 'Family'.
 - Allow Checkout:** A checkbox labeled 'Yes' that is currently unchecked.
 - Enable Manager Option:** A checkbox labeled 'Yes' that is currently checked.
 - Enable Override:** A checkbox labeled 'Yes' that is currently checked.
 - Achievement Types:** A text input field containing 'Ten Weeks in a Row X' and 'Twenty Weeks in a Year X'.
 - Auto Select Days Back:** A text input field containing '10'.
 - Auto Select Options:** A dropdown menu set to 'People Only'.
 - Use Same Service Options:** A checkbox labeled 'Yes' that is currently checked.
 - Prevent Inactive People:** A checkbox labeled 'Yes' that is currently unchecked.
 - Prevent Duplicate Check-in:** A checkbox labeled 'Yes' that is currently unchecked.



Search ▾



Weekly Service Check-in

Name *

Weekly Service Check-in

Description

Icon CSS Class [i](#)

fa fa-child

General Settings

Check-in Type [i](#)

Family ▾

Allow Checkout [i](#)

☐ Yes

Enable Presence [i](#)

☐ Yes

Enable Manager Option [i](#)

☒ Yes

Enable Override [i](#)

☒ Yes

Achievement Types [i](#)

Ten Weeks in a Row ✕ Twenty Weeks in a Year ✕

Auto Select Days Back [i](#)

10

Auto Select Options [i](#)

People Only ▾

Use Same Service Options [i](#)

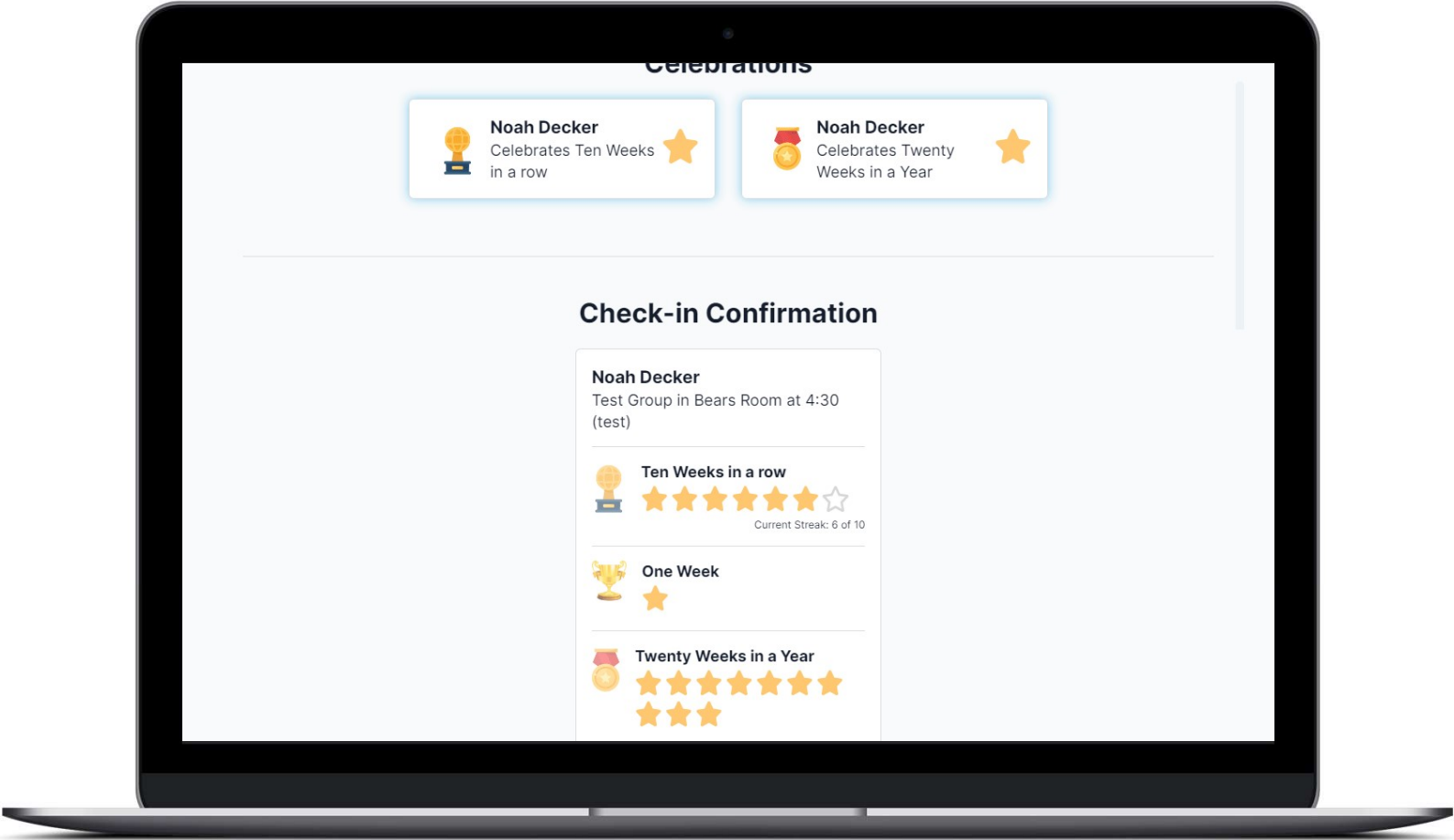
☒ Yes

Prevent Inactive People [i](#)

☐ Yes

Prevent Duplicate Check-in [i](#)

☐ Yes





Achievement Labels

Print an Additional Label on Achievement



Achievement Label

- Printed on Successful Achievement
 - Label is Calculated Regardless of Success
 - Logic in Label Merge Field Determines if Label Prints
-





Creating the Label Merge Field

```
^FS
{% for completedAchievement in JustCompletedAchievements %}

  CT~~CD,~CC^~CT~

  ^XA~TA000~JSN^LT0^MNW^MTD^PON^PMN^LH0,0^JMA^PR6,6~SD24^LRN^CI28^XZ

  ^XA

  ^MMT

  ^PW812

  ^LL0406

  ^LS0

  ^FT16,256^A0N,56,55^FH\^FD{{ Person.NickName }} {{ Person.LastName }}^FS

  ^FT18,328^A0N,56,55^FH\^FDCelebrates {{ completedAchievement.AchievementType.Name }}^FS

  ^LRY^F00,0^GB812,0,122^FS^LRN

  ^PQ1,0,1,Y^XZ

{% endfor %}

^FD
```



Creating the Label Merge Field

```
^F5
{% for completedAchievement in JustCompletedAchievements %}
  ^XA
  {% assign number = completedAchievement.AchievementType.NumberToAccumulate | AsString %}
  {% case number %}
    {% when '4' or '9' or '14' or '19' or '24' or '29' or '34' or '39' or '44' %}
      ^FX Print next time prize label ^F5
      ^FO200,50^FDHKLogo^F5
      ^FO20,200^FB569,5,3,C^A0N,40,40^FD{{ Person.FullName }},
      you are 1 visit away from your next attendance award! Get a prize on your next visit to Highlands Kids!^F5
    {% when '5' or '10' or '15' or '20' or '25' or '30' or '35' or '40' or '45' %}
      ^FX Print prize label ^F5
      ^XA^XB^FO0,0^GB130,420,130^FS
      ^FR^FO35,0^FB406,2,2,C^A0B,35,35
      ^FD{% assign prizeLines = completedAchievement.AchievementType.Name | Split:'!' %}
      {{- prizeLines[0] -}}:\&{{- prizeLines[1] -}}^FS
      ^FO160,35^FB479,1,0,C^A0N,30,30^FD{{ person.GradeFormatted }}^FS^FO130,365^A0N,30,23
      ^FB479,1,0,C^FD{% for group in GroupType.Groups %}{% for location group.Locations %}
        {% for schedule in location.Schedules %}{{ schedule.Name }}{% if forloop.last == false %}, {% endif %}
      {% endfor %}{% endfor %}{% endfor %}^F5
    {% endcase %}
  {% endfor %}
^FD
```



Creating the Label Merge Field

```
^F5
{% for completedAchievement in JustCompletedAchievements %}
  ^XA
  {% assign number = completedAchievement.AchievementType.NumberToAccumulate | AsString %}
  {% case number %}
    {% when '4' or '9' or '14' or '19' or '24' or '29' or '34' or '39' or '44' %}
      ^FX Print next time prize label ^F5
      ^FO200,50^FDHKLogo^F5
      ^FO20,200^FB569,5,3,C^A0N,40,40^FD{{ Person.FullName }},
      you are 1 visit away from your next attendance award! Get a prize on your next visit to Highlands Kids!^F5
    {% when '5' or '10' or '15' or '20' or '25' or '30' or '35' or '40' or '45' %}
      ^FX Print prize label ^F5
      ^XA^XB^FO0,0^GB130,420,130^FS
      ^FR^FO35,0^FB406,2,2,C^A0B,35,35
      ^FD{% assign prizeLines = completedAchievement.AchievementType.Name | Split:'!' %}
      {{- prizeLines[0] -}}:\&{{- prizeLines[1] -}}^FS
      ^FO160,35^FB479,1,0,C^A0N,30,30^FD{{ person.GradeFormatted }}^FS^FO130,365^A0N,30,23
      ^FB479,1,0,C^FD{% for group in GroupType.Groups %}{% for location group.Locations %}
        {% for schedule in location.Schedules %}{{ schedule.Name }}{% if forloop.last == false %}, {% endif %}
      {% endfor %}{% endfor %}{% endfor %}^F5
    {% endcase %}
  {% endfor %}
^FD
```

First Label for Next
Week Prize



Creating the Label Merge Field

```
^F5
{% for completedAchievement in JustCompletedAchievements %}
  ^XA
  {% assign number = completedAchievement.AchievementType.NumberToAccumulate | AsString %}
  {% case number %}
    {% when '4' or '9' or '14' or '19' or '24' or '29' or '34' or '39' or '44' %}
      ^FX Print next time prize label ^F5
      ^FO200,50^FDHKLogo^F5
      ^FO20,200^FB569,5,3,C^A0N,40,40^FD{{ Person.FullName }},
      you are 1 visit away from your next attendance award! Get a prize on your next visit to Highlands Kids!^F5
    {% when '5' or '10' or '15' or '20' or '25' or '30' or '35' or '40' or '45' %}
      ^FX Print prize label ^F5
      ^XA^XB^FO0,0^GB130,420,130^FS
      ^FR^FO35,0^FB406,2,2,C^A0B,35,35
      ^FD{% assign prizeLines = completedAchievement.AchievementType.Name | Split:'!' %}
      {{- prizeLines[0] -}}:{{- prizeLines[1] -}}^FS
      ^FO160,35^FB479,1,0,C^A0N,30,30^FD{{ person.GradeFormatted }}^FS^FO130,365^A0N,30,23
      ^FB479,1,0,C^FD{% for group in GroupType.Groups %}{% for location group.Locations %}
        {% for schedule in location.Schedules %}{{ schedule.Name }}{% if forloop.last == false %}, {% endif %}
      {% endfor %}{% endfor %}{% endfor %}^F5
    {% endcase %}
  {% endfor %}
^FD
```

Second Label for Prize



Creating the Label

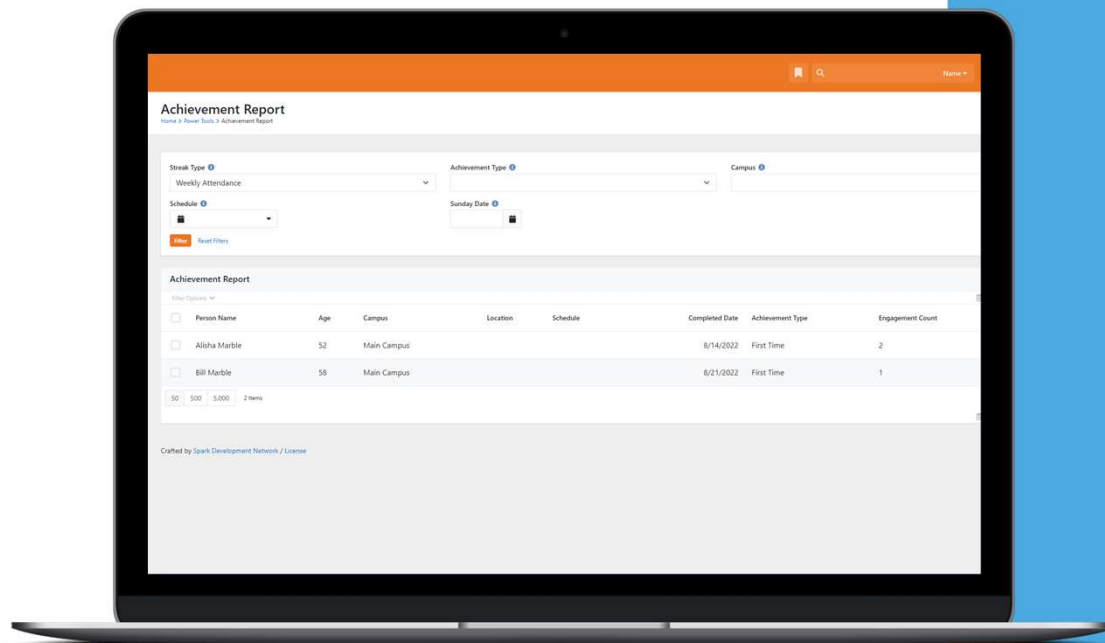
- Create Achievements Label
- Use New Merge Field for Achievements
- Add Label to Check-in Areas

`^FDAchievements^FS`



Reporting on Achievements

Build a Report with Achievements



Achievement Report

- View Achievements based on Streak Type
- Filter by Date Range of Achievement Attempt
- Notes around how Streaks and Achievement Types are stored



Achievement Report

[Home](#) > [Power Tools](#) > [Achievement Report](#)

Streak Type ⓘ
Weekly Attendance ▾

Achievement Type ⓘ
▾

Campus ⓘ
▾

Schedule ⓘ
📅 ▾

Sunday Date ⓘ
▾ 📅

FilterReset Filters

Achievement Report

Filter Options ▾

| <input type="checkbox"/> | Person Name | Age | Campus | Location | Schedule | Completed Date | Achievement Type | Engagement Count |
|--------------------------|---------------|-----|-------------|----------|----------|----------------|------------------|------------------|
| <input type="checkbox"/> | Alisha Marble | 52 | Main Campus | | | 8/14/2022 | First Time | 2 |
| <input type="checkbox"/> | Bill Marble | 58 | Main Campus | | | 8/21/2022 | First Time | 1 |

505005,000

2 Items



How Streak Types are Stored on Achievement Types

```
SELECT
```

```
    *
```

```
FROM
```

```
    [AchievementAttempt] aa
```



How Streak Types are Stored on Achievement Types

```
SELECT
    *
FROM
    [AchievementAttempt] aa
    INNER JOIN [AchievementType] act ON act.[Id] = aa.[AchievementTypeId]
```



How Streak Types are Stored on Achievement Types

```
SELECT DISTINCT
    act.[ComponentConfigJson]
FROM
    [AchievementAttempt] aa
    INNER JOIN [AchievementType] act ON act.[Id] = aa.[AchievementTypeId]
    INNER JOIN [StreakType] stt ON stt.[Guid] = JSON_VALUE(act.[ComponentConfig
Json], '$.StreakType')
```



How Streak Types are Stored on Achievement Types

```
SELECT DISTINCT
  act.[ComponentConfigJson]
FROM
  [AchievementAttempt] aa
  INNER JOIN [AchievementType] act ON act.[Id] = aa.[AchievementTypeId]
  INNER JOIN [StreakType] stt ON stt.[Guid] = JSON_VALUE(act.[ComponentConfig
Json], '$.StreakType')
```

Output:

```
{"StreakType": "B9FADD97-38A4-4141-B6DB-48154563A2A9"}
```



Succeed with Achievements

How to Use Check-in Celebrations, Streaks, and Achievements to Empower Your Family Ministry

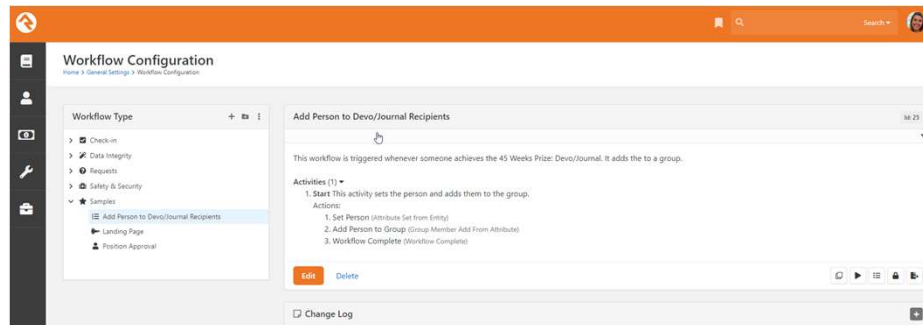
Highlight Certain Achievements

- Send a Bible or devotional to kids who reached a certain achievement
- Engrave kids' names on the Bibles
- Track who has received a Bible year-over-year





Create a Success Workflow on Achievement Types



- Create a Group
- Create a Workflow
- Add Success Workflow to Achievement Type
- Create Data Views
- Create Dynamic Report



Create a Success Workflow on Achievement Types

The screenshot displays the Triumph Workflow Configuration interface. The top navigation bar is orange and includes a search icon, a search input field with the text "Search", and a user profile picture. The left sidebar is dark grey and contains icons for Home, Users, Settings, and a briefcase. The main content area is titled "Workflow Configuration" and includes a breadcrumb trail: "Home > General Settings > Workflow Configuration".

On the left, under the "Workflow Type" section, there is a list of categories: Check-in, Data Integrity, Requests, Safety & Security, and Samples. The "Samples" category is expanded, showing a list of workflow types: "Add Person to Devo/Journal Recipients" (highlighted), "Landing Page", and "Position Approval".

The main panel displays the configuration for the selected workflow, "Add Person to Devo/Journal Recipients" (Id: 25). It includes a description: "This workflow is triggered whenever someone achieves the 45 Weeks Prize: Devo/Journal. It adds the to a group." Below this, the "Activities (1)" section lists a single activity: "1. Start This activity sets the person and adds them to the group." The "Actions" for this activity are: "1. Set Person (Attribute Set from Entity)", "2. Add Person to Group (Group Member Add From Attribute)", and "3. Workflow Complete (Workflow Complete)". At the bottom of the main panel, there are "Edit" and "Delete" buttons, and a "Change Log" link.



What Happens If We Need to Rebuild Streaks and Achievements?

3 Questions to Ask Before Making This Decision



Rebuilding Streaks and Achievements

1. Do you want to recalculate Streaks and Achievements from current attendance records?
2. Do you want to rebuild achievements or streaks?
3. Do you want to rebuild streaks per person or per streak type?

Bottom-line:

Make sure you read the manual before you attempt to rebuild.



Any Questions?



Thank you.
